



Overview

- Soft tissue fixation/reconstructive surgeries
- PEEK = Poly Ether Ether Ketone
- Non-resorbable
- Anchor dimensions = 2.4mm - 2.9mm Wedge design
- Loop dimension = 25mm Loop
- Pull-out (20 pcf foam) = 253N¹

Implants

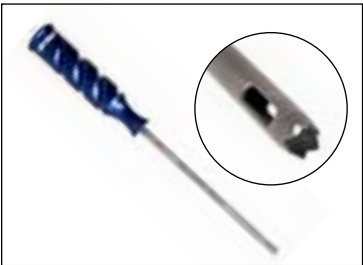


Knotilus Anchor, 3.5mm




Knotilus Implant Loop, 25mm

Instrumentation




Drill Guide, Sawtooth, 3.5mm



Drill Guide, Fishmouth, 3.5mm



Oburator Bullet Tip, 3.5mm



Step Drill, 3.5mm

Competitive Advantages

- The Knotilus Implant Loop uses luggage tag technology to provide an enhanced bumper
- The two laser lines on the inserter provide visual reference, allowing the surgeon to insert the anchor until desired tissue fixation is achieved
- The Knotilus Implant Loop does not rely on friction, like some competitors, but is secure inside the center of the implant and locked into the Knotilus Anchor's mouth
- The Knotilus Anchor system is available with two guide tip options, allowing for surgeon preference
- The Knotilus Step Drill has a unique decorticating feature and is equipped with a hard stop

Tips and Instructions

- Passing the tail or loop through the tissue first is surgeon preference
- To make finding pilot hole easier, use an Up Bitter to mark pilot hole
- Avoid using excessive force after reaching the junction point, to prevent pulling the loop inside the anchor
- After Knotilus Implant has reached junction point, take anchor past point to ensure Implant Loop is locked into the mouth of the Anchor
- Inserting the anchor beyond the proximal laser line can lead to tissue tear or component breakage
- Before surgeon removes inserter make sure Implant Loop tail is removed from cleat

PART NUMBER	DESCRIPTION
3910-500-100	Knotilus Anchor, 3.5mm
3910-500-101	Drill Guide, Sawtooth, 3.5mm
3910-500-102	Drill Guide, Fishmouth, 3.5mm
3910-500-103	Obturator Bullet Tip, 3.5mm
3910-500-104	Step Drill, 3.5mm
3910-500-107	Knotilus Implant Loop, 25mm

Reference:

1. Tech Report # RD-12-030
-

stryker[®]

325 Corporate Drive
Mahwah, NJ 07430
t: 201 831 5000

www.stryker.com

A surgeon must always rely on his or her own professional clinical judgment when deciding whether to use a particular product when treating a particular patient. Stryker does not dispense medical advice and recommends that surgeons be trained in the use of any particular product before using it in surgery.

The information presented is intended to demonstrate the breadth of Stryker product offerings. A surgeon must always refer to the package insert, product label and/or instructions for use before using any Stryker product. Products may not be available in all markets because product availability is subject to the regulatory and/or medical practices in individual markets. Please contact your Stryker representative if you have questions about the availability of Stryker products in your area.

Stryker Corporation or its divisions or other corporate affiliated entities own, use or have applied for the following trademarks or service marks: Knotilus, Stryker. All other trademarks are trademarks of their respective owners or holders.

Literature Number: LSSKA-JP
MS/GS 04/12

Copyright © 2012 Stryker
Printed in USA