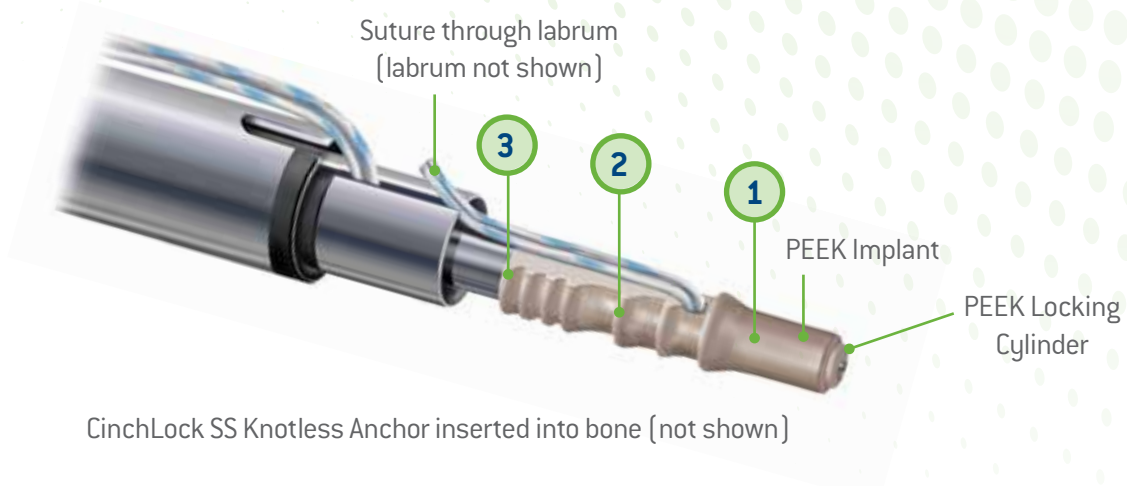
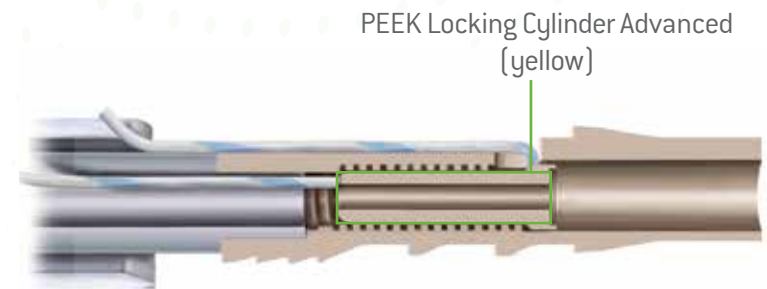
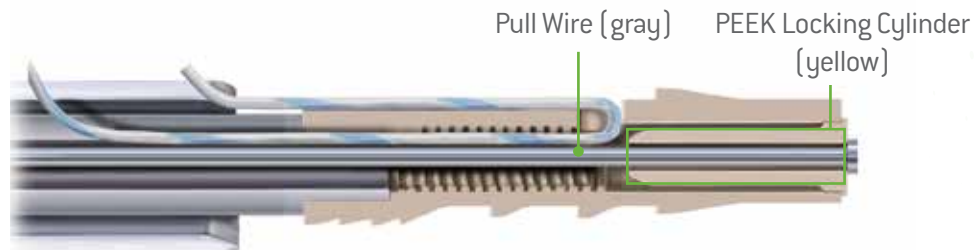


## CinchLock® SS Knotless Anatomic Labrum Restoration System

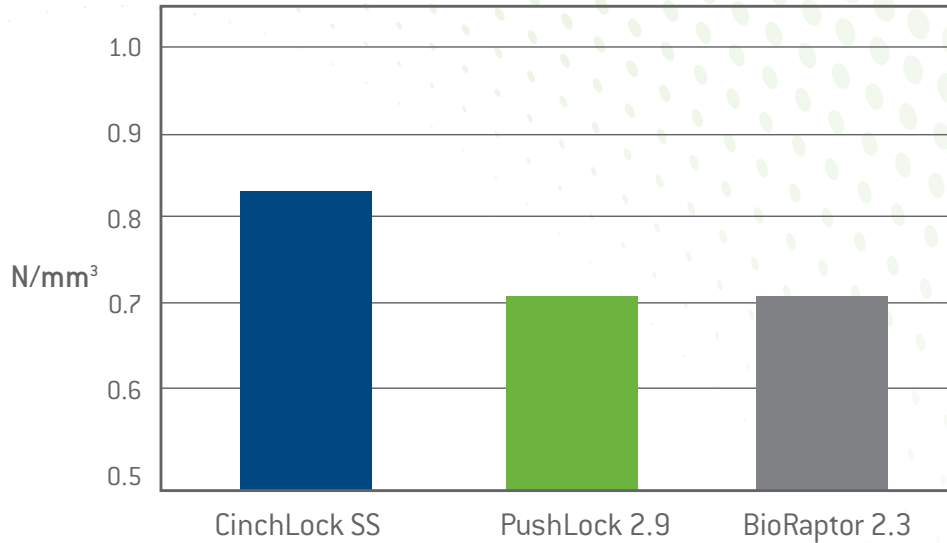


	Diameter (mm)
1	2.4
2	2.8
3	3.0



# CinchLock® SS Knotless Anatomic Labrum Restoration System

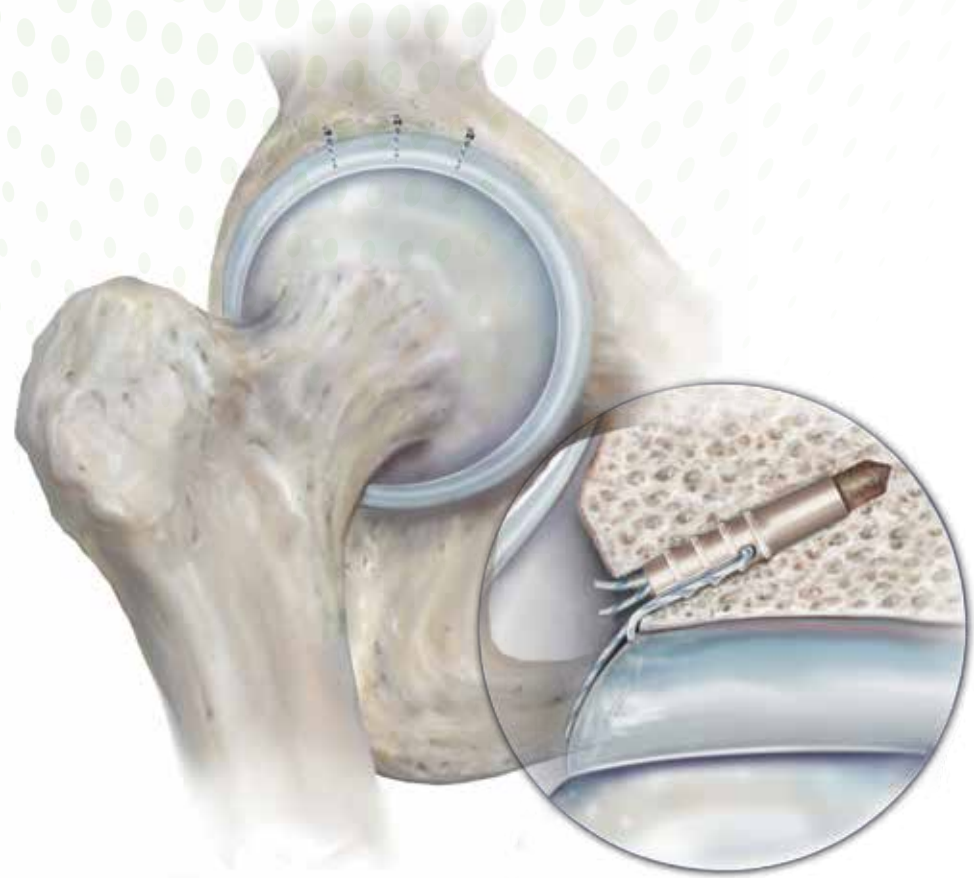
Strength per Bone Displacement\*



\*Data from non-clinical (bench) comparison testing in foam bone model

## CinchLock SS Ordering Information

Description	Catalog No.
CinchLock SS Knotless Anchor, 2.4mm w/Inserter	CAT02462
CinchLock SS Drill Bit	CAT02463
CinchLock SS Drill Guide	CAT02064
CinchLock SS Obturator	CAT02065



A surgeon must always rely on his or her own professional clinical judgment when deciding whether to use a particular product when treating a particular patient. Stryker does not dispense medical advice and recommends that surgeons be trained in the use of any particular product before using it in surgery.

The information presented is intended to demonstrate the breadth of Stryker product offerings. A surgeon must always refer to the package insert, product label and/or instructions for use before using any Stryker product. Products may not be available in all markets because product availability is subject to the regulatory and/or medical practices in individual markets. Please contact your Stryker representative if you have questions about the availability of Stryker products in your area.

Stryker Corporation or its divisions or other corporate affiliated entities own, use or have applied for the following trademarks or service marks: CinchLock, Stryker, The Movement in Hip Restoration. All other trademarks are trademarks of their respective owners or holders.

### Pivot Medical, Inc.

A Stryker Sports Medicine Company  
247 Humboldt Court  
Sunnyvale, CA 94089 USA